



Patch Release

Version: 4.0 Build: 1

Patch No.: 38




Released: May 8, 2026

Total Points: 2


Enhancements: 2 (Generic: 2, Internal: 0, Custom: 0)

Bizmatics, Inc.
2429 Military Road, Suite 300,
Niagara Falls, NY 14304.
www.bizmaticsinc.com

Enhancement 1: Prognosis Dashboard Access via Info Button

Module:	EMR+PM
Type:	GENERIC
Case ID:	541154
Affected Screen(s):	Info popup Navigation Prognosis → Info  button
Description:	<p>This enhancement enables direct access to the Prognosis dashboard from the Prognosis <i>Info</i>  button, improving accessibility and user experience.</p> <p>A dashboard link has been introduced within the same column as the Prognosis Status, positioned adjacent to it. The link is displayed only when the Prognosis Status is On. When the status is Off, the dashboard link is not visible.</p> <p>The dashboard view is role-based:</p> <ul style="list-style-type: none"> • SSO Login (Admin): Displays the Clinic Admin Dashboard with an overview of Prognosis usage across all providers. • Provider Login: Displays the Provider Dashboard with usage specific to the logged-in provider. • Clinic User (with 'Prognosis Dashboard' role): Displays the Clinic Admin Dashboard. <p>The dashboard accessed via the <i>Info</i>  button is consistent with the view available through the Prognosis notch, ensuring uniform behavior across entry points.</p> <p>When the dashboard link is clicked, it opens as a popup. The 'i' button screen is automatically closed, and only the dashboard is displayed to avoid overlap.</p> <p>Additionally, for SSO Admin users, the Prognosis notch has been updated to include access to the Clinic Admin Dashboard alongside the existing chat functionality.</p>

Enhancement 2: PrognoAI Provider Count on Info Button

Module:	EMR+PM
Type:	GENERIC
Case ID:	541154
Affected Screen(s):	Info popup Navigation Prognosis → Info  button
Description:	<p>This enhancement adds visibility to PrognoAI adoption by displaying the number of providers enabled for PrognoAI within the Prognosis <i>Info</i> button.</p> <p>A new field has been introduced next to the PrognoAI Status showing the count of providers in the clinic who are enabled for PrognoAI (e.g., “#PrognoAI Providers: X”). The value is dynamically calculated based on current configurations.</p> <p>If no providers are enabled, the count is displayed as “#PrognoAI Providers: 0”, ensuring clarity and consistency.</p>