



---

## Patch Release

Version: 4.0 Build: 1

Patch No.: 24

Released: February 26, 2026


















Total Points: 1












Enhancements: 1 (Generic: 1, Internal: 0, Custom: 0)












Bizmatics, Inc.  
2429 Military Road, Suite 300,  
Niagara Falls, NY 14304.  
[www.bizmaticsinc.com](http://www.bizmaticsinc.com)

### Enhancement 1: Standardization of Patient Registration screen icons

Module:	EMR+PM
---------	--------

Type:	<b>GENERIC</b>
Case ID:	<b>520593</b>
Affected Screen(s):	<p><b>Patient Registration</b></p> <p><b>Navigation</b> EMR → Home → Appointments tab → Vertical Ellipses  → <b>Patient Details</b>  icon</p> <p><b>Navigation</b> EMR → Home → Open Encounters tab → Vertical Ellipses  → <b>Patient Details</b>  icon</p> <p><b>Navigation</b> EMR → Appointments → Schedule → Add New  button → Appointment Schedule popup → <b>Add a Patient</b>  button</p> <p><b>Navigation</b> EMR → Appointments → Schedule → Patient Information section → <b>Patient Name</b> hyperlink</p> <p><b>Navigation</b> EMR → Patient → <b>Register</b></p> <p><b>Navigation</b> EMR → CPOE → PreAuth Tracking → <b>Patient Details</b>  icon</p> <p><b>Navigation</b> Billing → Patient → <b>Register</b></p> <p><b>Navigation</b> Billing → Patient → Schedule → Add New  button → Appointment Schedule popup → <b>Add a Patient</b>  button</p> <p><b>Navigation</b> Billing → Patient → Schedule → Appointment Schedule popup → <b>Add a Patient</b>  button</p> <p><b>Navigation</b> Billing → Patient → Schedule → Patient Information section → <b>Patient Name</b> hyperlink</p> <p><b>Navigation</b> Billing → Claims → Edit Claims → <b>Patient Name</b> hyperlink</p> <p><b>Navigation</b> Billing → Claims → Penalty Invoices → <b>Patient Name</b> hyperlink</p> <p><b>Navigation</b> Billing → Claims → Unprocessed → <b>Patient Details</b>  icon</p> <p><b>Navigation</b> Billing → Claims → Processed → <b>Patient Details</b>  icon</p> <p><b>Navigation</b> Billing → Claims → Returned/Rejected → <b>Patient Details</b>  icon</p> <p><b>Navigation</b> Billing → Remittance → EOB/ERA → <b>Patient Details</b>  icon</p> <p><b>Navigation</b> Billing → Remittance → Patient Payment → Receipts → <b>Patient Details</b>  icon</p> <p><b>Navigation</b> Billing → Remittance → Patient Payment → Patient Use Advance → <b>Patient Details</b>  icon</p> <p><b>Navigation</b> Billing → Remittance → Other Payment → Collection → <b>Patient Details</b>  icon</p>

	<p><b>Navigation</b> Billing → Remittance → Write Off → Bulk Insurance → <i>Patient Details</i>  icon</p> <p><b>Navigation</b> Billing → Remittance → Write Off → Bulk Patient → <i>Patient Details</i>  icon</p> <p><b>Navigation</b> Billing → Remittance → Misc Credit → Insurance Credit → <i>Patient Details</i>  icon</p> <p><b>Navigation</b> Billing → Remittance → Misc Credit → Pat Item Return → <i>Patient Details</i>  icon</p> <p><b>Navigation</b> Billing → AR/Follow-up → Patient Account → <i>Patient Details</i>  icon</p> <p><b>Navigation</b> Billing → AR/Follow-up → Assigned Task → <i>Patient Details</i>  icon</p> <p><b>Navigation</b> Billing → AR/Follow-up → Outstanding → Outstanding Claims → <i>Patient Details</i>  icon</p> <p><b>Navigation</b> Billing → AR/Follow-up → Disputed → <i>Patient Details</i>  icon</p> <p><b>Navigation</b> Billing → AR/Follow-up → Denied → <i>Patient Details</i>  icon</p> <p><b>Navigation</b> Billing → AR/Follow-up → Send To Collection → <i>Patient Details</i>  icon</p> <p><b>Navigation</b> Billing → AR/Follow-up → Send To Collection → Claim ID hyperlink → <i>Patient Name</i> hyperlink</p>
<p><b>Description:</b></p>	<p>This enhancement standardizes the icon set to ensure a unified and consistent user experience across the application. The following changes have been implemented:</p> <ul style="list-style-type: none"> <li>• <b>Unified Icon Set:</b> The complete set of patient action icons is displayed consistently, matching the Patient → <i>Register</i> screen.</li> <li>• <b>All Access Points Covered:</b> Standardization applies to Homepage, Appointment Schedule, and all other applicable screens.</li> <li>• <b>Consistent Layout:</b> Icon order and positioning remain uniform across all access points.</li> <li>• <b>Consistent Behavior:</b> Icons function identically regardless of how the <i>Patient Registration</i> screen is accessed.</li> <li>• <b>No Feature Loss:</b> No existing functionality is removed from any screen.</li> </ul> <p><b>Standardized Icons (Left to Right):</b></p> <ol style="list-style-type: none"> <li>1. Current Encounter </li> </ol>

- 
- |  |  |
|--|--|
|  | <ol style="list-style-type: none"><li>2. Insurance </li><li>3. Implanted Device </li><li>4. Case Management </li><li>5. Patient Alert </li><li>6. Patient Notes </li><li>7. Patient Billing Notes </li><li>8. Patient Account  <i>(availability may be property-based; system configuration applies as per client setup)</i></li><li>9. Patient Appointment History </li><li>10. Deny/Allow Access </li><li>11. Legal </li><li>12. Login Info </li></ol> |
|--|--|